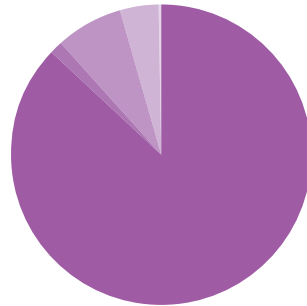


# Annual Statistics 2023

## National Helpline

**18,605** Total Helpline Contacts

- 16,218 Counselling calls
- 262 Emails
- 1,306 Text Messages
- 805 Webchat
- 14 Social Media Contacts

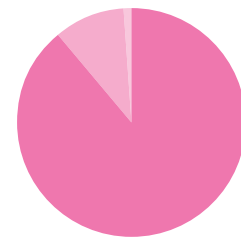




**71.3%** of contacts female,  
**17.5%** male and  
**11.2%** other



## Therapy Clients

**497** clients in 2023, **71.6%** experienced sexual violence as adult, **28.4%** abused as children



- **89%** of contacts female,
- **10%** male and
- **1%** other

Client Support Service assisted **69** survivors in **234** interventions

## Education

**52** training sessions, with **630** people trained and **160** participants in youth programmes over **10** sessions



## Accompaniment

### At Sexual Assault Treatment Unit

**308** victims and survivors supported at forensic medical treatment in SATU and **202** friends and family offered emotional support.

### In Justice settings

There were **255** days of support and **286** survivors supported in the justice system.

**186** given accompaniment support in reporting at garda stations and other settings

**100** given accompaniment support in trials, hearings or other court processes

