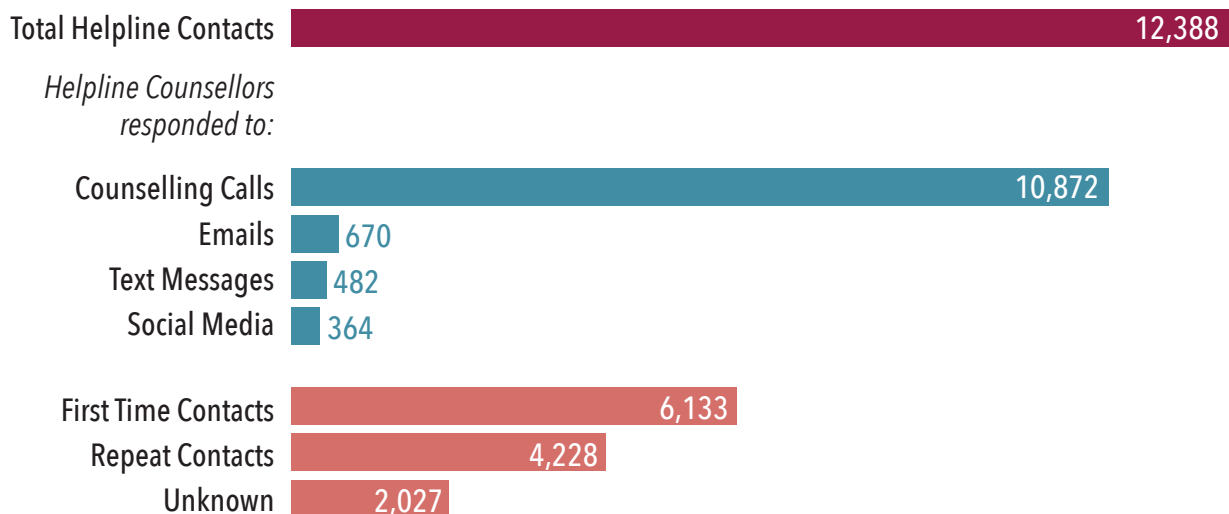


A NOTE ON THE STATISTICS FOR 2016

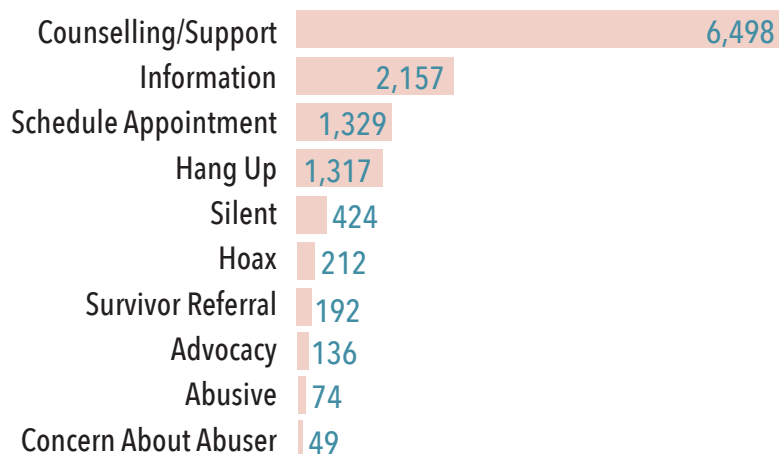
Due to the nature of our work, detailed information was not gathered for all individuals who contacted the DRCC. The primary concern of the Centre is to help callers and clients and in many cases, some or all of the detailed information on callers or clients was unavailable. The statistics below refer to the 12 month period from 1st January 2016 to 31st December 2016.

Contacts with the National 24-Hour Helpline JANUARY - DECEMBER 2016

HELPLINE CONTACTS

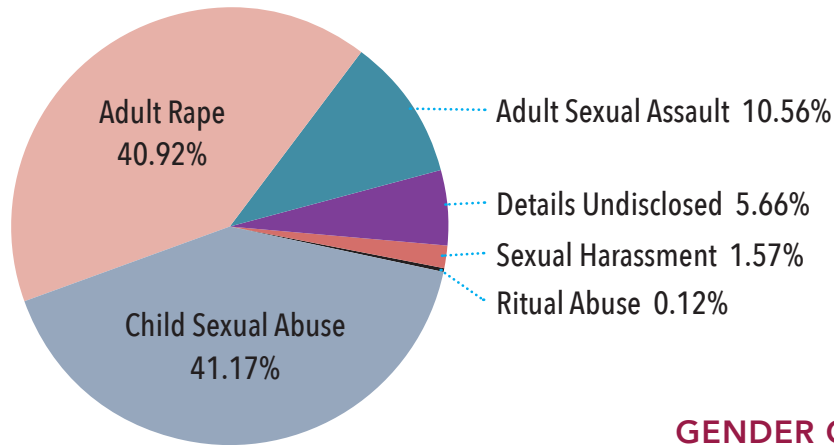


BREAKDOWN OF COUNSELLING CONTACTS BY TYPE



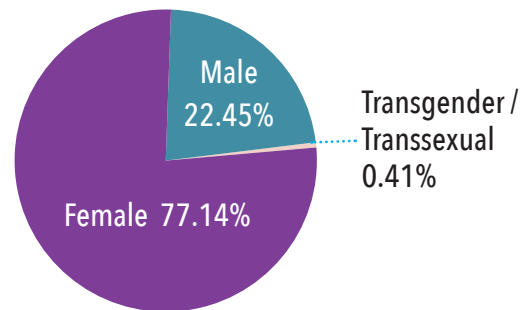
Contacts with the National 24-Hour Helpline JANUARY – DECEMBER 2016

BREAKDOWN BY TYPE OF ABUSE (WHERE KNOWN)



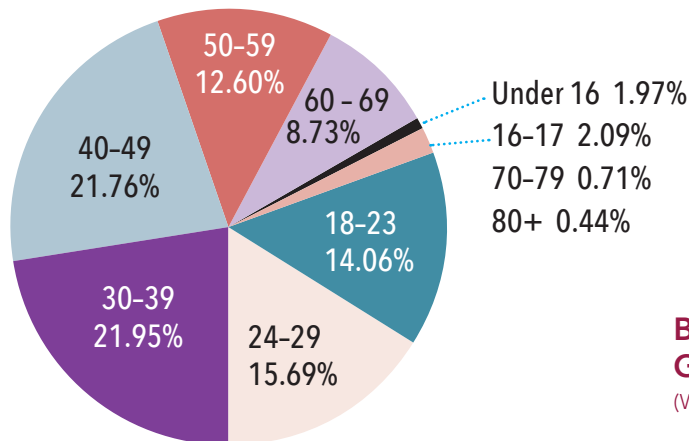
This table represents the type of abuse both first time and repeat callers experienced.

GENDER OF CALLER (WHERE KNOWN)



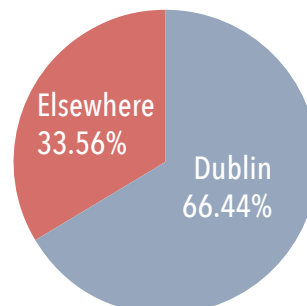
BREAKDOWN BY AGE (WHERE KNOWN)

(WHERE KNOWN)



BREAKDOWN BY GEOGRAPHIC LOCATION (WHERE KNOWN)

(WHERE KNOWN)



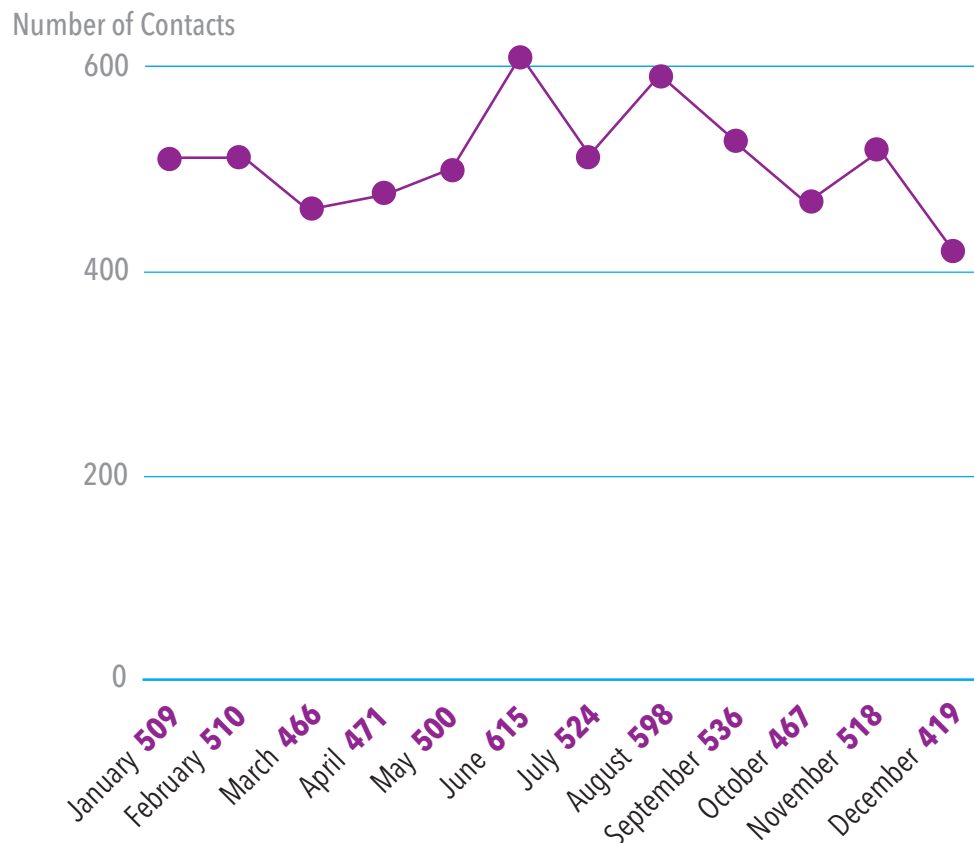
Contacts with the National 24-Hour Helpline JANUARY - DECEMBER 2016

BREAKDOWN BY NATIONALITY (WHERE KNOWN)

ORIGIN	% OF CALLS
Irish	94.96%
United Kingdom	1.64%
European Union	1.43%
Africa	0.72%
Asia	0.58%
USA & Canada	0.43%
South America	0.23%
Australia & New Zealand	0.01%

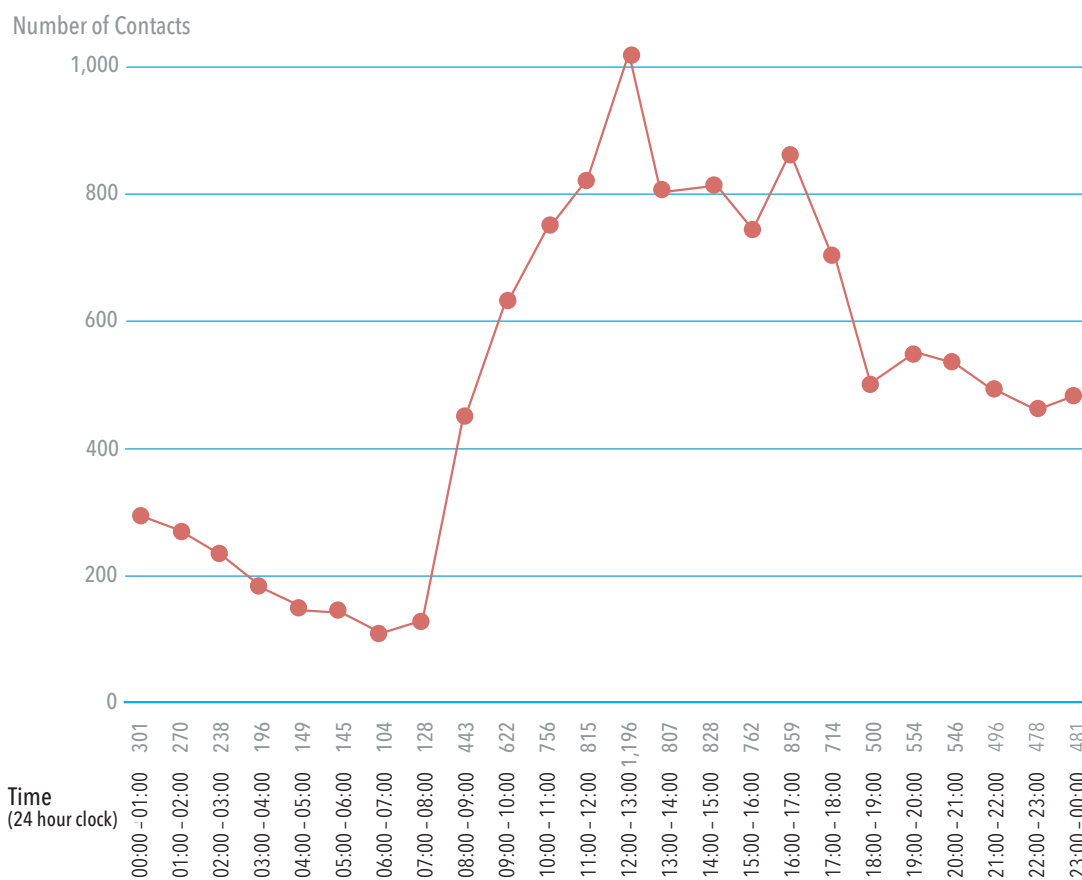
MONTH OF CONTACT

This graph shows the number of first time contacts made to the DRCC by month.



Contacts with the National 24-Hour Helpline JANUARY - DECEMBER 2016

COUNSELLING CONTACTS MADE TO THE DRCC BY HOUR OF CONTACT



Volunteer Services JANUARY - DECEMBER 2016

ACCOMPANIMENT TO SEXUAL ASSAULT TREATMENT UNIT

In this period, DRCC trained volunteers attended the Sexual Assault Treatment Unit (SATU) with 246 victims. In addition, they carried out 30 days of court accompaniment with victims of sexual violence or abuse, 7 days accompaniment to Garda Stations and 10 survivors were supported through their court case/ Garda station accompaniment by phone, text and email. In total there were 262 accompaniments in 2016.

OUTREACH AWARENESS TALKS

DRCC's trained outreach volunteers delivered 50 outreach awareness talks.

Counselling and Psychotherapy Service Provision

JANUARY - DECEMBER 2016

In 2016, ten part-time therapists working as two teams offered a six-day counselling service from Monday to Saturday, in the DRCC on Leeson Street. In addition to the services offered in the main office in Leeson Street, outreach services were provided in Coolock, Tallaght and Dóchas Women's Prison.

CLIENT APPOINTMENTS SUMMARY

- A total of 4,461 individual appointments were made available by the Therapy Team in 2016.
- Of these, 3,456 individual client sessions were delivered in 2016. Allowing for cancellations and 'no-shows' deducted, this represents a take-up rate of 77.47%. Of these, 3,456 individual sessions delivered, 38.89% (N=1,344) were crisis appointments for a recent rape or sexual assault.
- 61.11% (N=2,112) were assessment appointments for past rape, sexual assault and past child sexual abuse.

GROUP THERAPY SUMMARY

Participation in group therapy or workshops is offered to clients who have been in one-to-one counselling for some time. The groups are always facilitated by two staff therapists.

Two therapists facilitated a 12-week mixed therapy group, for men and women who had experienced child sexual abuse, between March and May 2016.

TYPE OF GROUP	CSA Mixed Process Group
HOURS PER SESSION	1.5 Hours
DURATION	12 weeks
PARTICIPANTS	8 clients
TOTAL CLIENT GROUP THERAPY HOURS	144

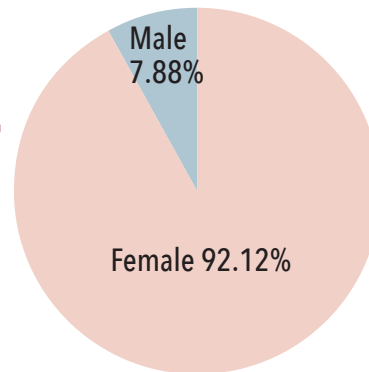
Combining the total individual therapy hours (N=3,456 hours) and group therapy hours, (N= 144 hours) a total of 3,600 therapy hours was completed in 2016.

Counselling and Psychotherapy Service Provision

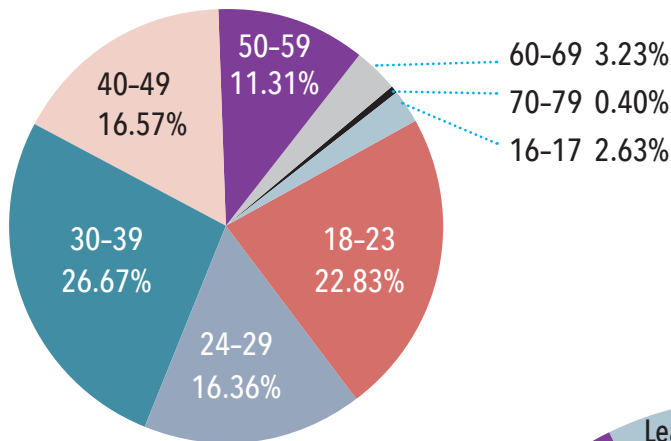
JANUARY - DECEMBER 2016



GENDER
 OF CLIENTS USING THE COUNSELLING SERVICE

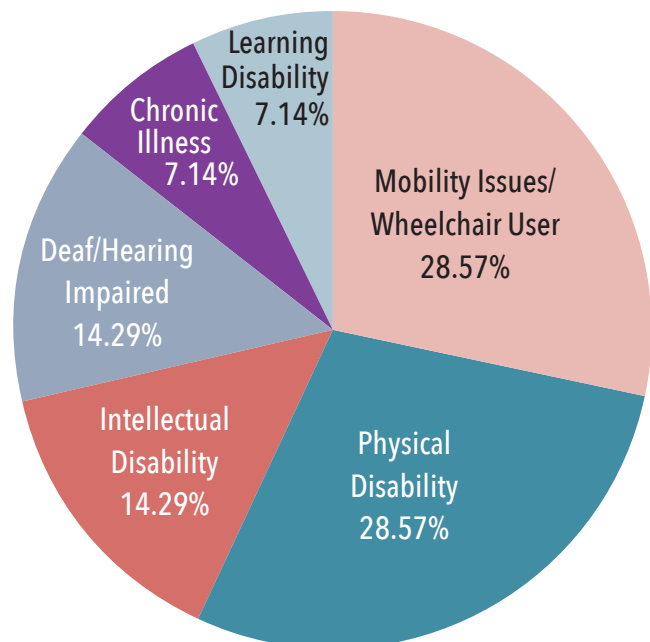


AGE
 OF CLIENT USING THE COUNSELLING SERVICE



DISABILITY

Of the clients attending our service in 2016, 2.8% had a disability.



Counselling and Psychotherapy Service Provision

JANUARY - DECEMBER 2016

BREAKDOWN BY TYPE OF ABUSE

ADULT SEXUAL VIOLENCE		CHILD SEXUAL ABUSE	
Rape	38.22%	Rape	45.72%
Sexual Assault	11.34%	TOTAL	45.72%
Marital Rape	2.10%		
Aggravated Sexual Assault	1.05%		
Suspected Drug Rape	1.05%		
Sexual Harassment	0.52%		
TOTAL	54.28%		

5.66% of clients disclosed that they experienced both adult rape and past child sexual abuse.

ANALYSIS OF ADDITIONAL TYPES OF VIOLENCE AND ABUSE EXPERIENCED BY CLIENTS, ALONG WITH RAPE, SEXUAL ASSAULT OR CHILD SEXUAL ABUSE

INCIDENTS WITH ADDITIONAL VIOLENCE	
Adult Rape/Sexual Assault	33.23%
Child Sexual Abuse	21.23%

The 293 clients who commenced therapy in 2016 disclosed 325 abuse incidents. 129 of them reported experiencing other forms of violence in addition to the main abuse. Collectively these 129 clients reported 177 incidents (54.46%) which included other forms of violence.

VIOLENT INCIDENTS REPORTED BY CLIENTS WHO ALSO EXPERIENCED ADULT RAPE/SEXUAL ASSAULT

TYPE OF VIOLENCE EXPERIENCED BY CLIENTS AS ADULTS	
Physical Abuse	35.18%
Harassment/ Intimidation	26.85%
Psychological Abuse	18.52%
Threat to Kill	12.04%
Attempt to Kill	2.78%
Prostitution	2.78%
Trafficking	1.85%

Note: This table counts all instances of violence for each abuse incident.

Counselling and Psychotherapy Service Provision

JANUARY - DECEMBER 2016

VIOLENT INCIDENTS REPORTED BY CLIENTS WHO ALSO EXPERIENCED CHILD SEXUAL ABUSE

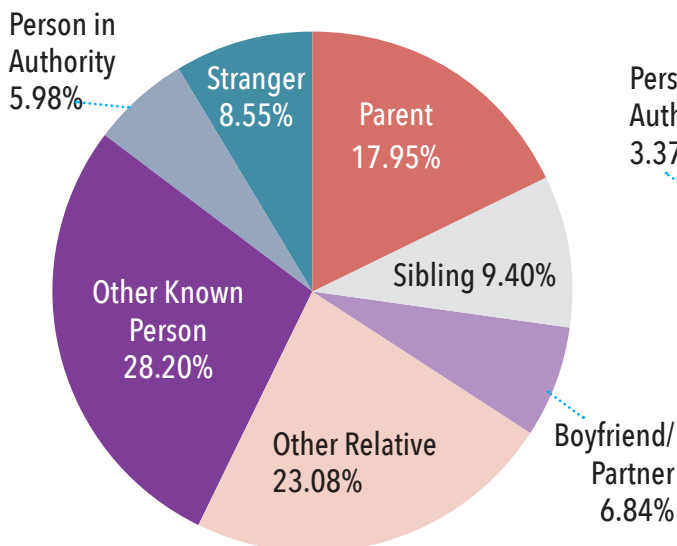
TYPE OF VIOLENCE EXPERIENCED BY CLIENTS AS CHILDREN

Harassment / Intimidation	43.48%
Psychological Abuse	34.78%
Physical Abuse	13.04%
Stalking	4.35%
Threat to Kill	2.90%
Imprisonment	1.45%

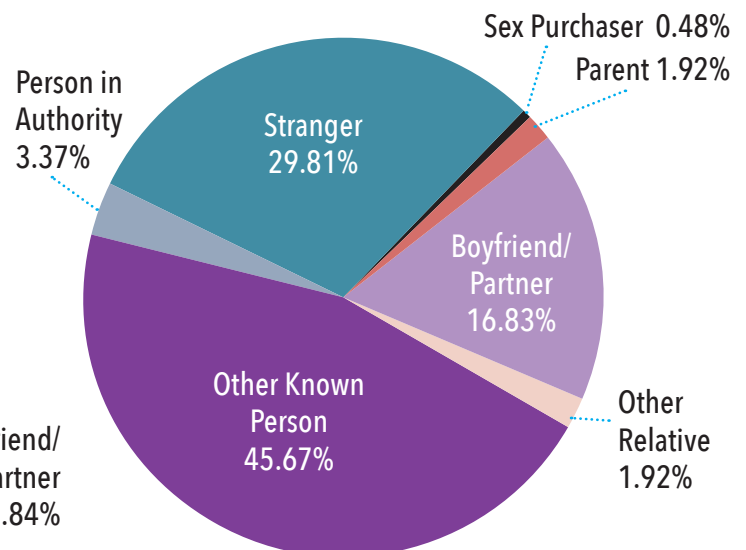
Note: This table counts all instances of violence for each abuse incident

RELATIONSHIP BETWEEN THE VICTIM AND THE OFFENDER

CHILD SEXUAL ABUSE



ADULT RAPE/SEXUAL ASSAULT



Counselling and Psychotherapy Service Provision

JANUARY - DECEMBER 2016

PREGNANCY

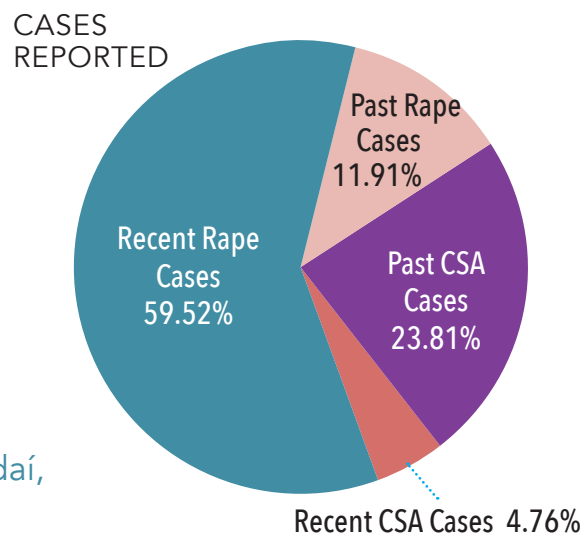
OUTCOME OF PREGNANCIES

Became Pregnant, Parenting	4	Female clients disclosed 11 pregnancies
Became Pregnant, Termination	3	
Became Pregnant, Miscarried	1	
Became Pregnant, Adopted	1	
Became Pregnant, Fostering	1	
Became Pregnant, Unknown	1	

REPORTING TO GARDAÍ

Statistics provided in this section relate to 293 clients, who commenced therapy in the DRCC in 2016, where the reporting status was known. It is worth noting that reporting and convictions in this context refer to clients seen by our service in the year 2016, although the reports and convictions may have occurred in the previous years.

Of the 293 cases where the reporting status was known, 84 cases were reported to the Gardaí, a reporting rate of 28.67%.



Outcome information was known for 36 (42.86%) of the 84 cases reported.

OUTCOME OF CASES REPORTED

Pending charge	28
Dropped by DPP / Client	5
Went to trial	3

Of these 3 cases that were tried, there was one conviction/guilty plea, one acquittal and the outcome of one case was unknown.

REPORTING OF ADULT RAPE/SEXUAL ASSAULT COMPARED WITH REPORTING OF CSA

Percentage of Total* CSA Cases Reported:	25.26%
Percentage of Total* Rape/Sexual Assaults Reported:	30.30%

* Refers to the 293 cases where reporting status was known, 95 of which related to childhood sexual abuse and 198 to adult rape and sexual assault.

FACTORS AFFECTING REPORTING: TIME INTERVAL

Recent Rape/Sexual Assault Reported:	59.52%
Past Rape/Sexual Assault Reported	11.91%

Counselling and Psychotherapy Service Provision

JANUARY - DECEMBER 2016

VICTIM / OFFENDER RELATIONSHIP

RECENT RAPE / SEXUAL ASSAULT

25.00% of cases were reported where the assailant was a stranger to the client

58.40% of cases were reported where the client knew the assailant.

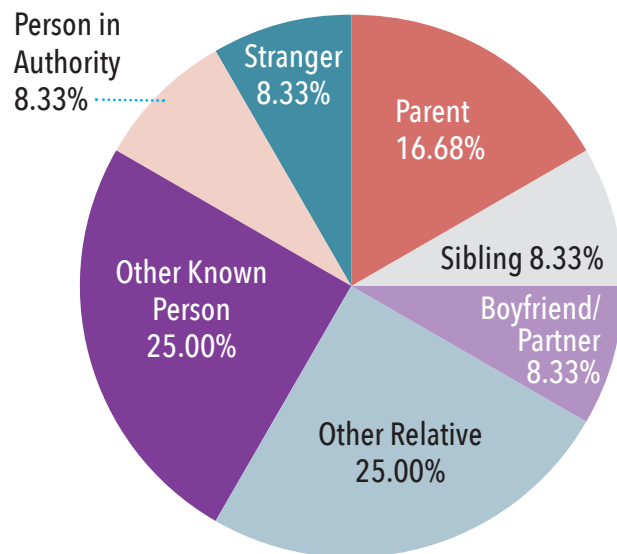
PAST RAPE / SEXUAL ASSAULT

3.30% of cases were reported where the assailant was a stranger to the client.

13.30% of cases were reported where the client knew the assailant.

RELATIONSHIP BETWEEN THE VICTIM AND THE OFENDER, IN CASES REPORTED TO THE GARDAÍ

CHILD SEXUAL ABUSE



ADULT RAPE / SEXUAL ASSAULT

